

Technical Specifications

Optional Items



Water Chiller

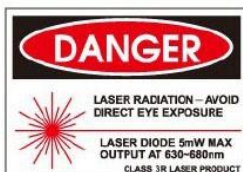


Rotary Axis




HR Head

Laser Tube Wattage	100-150Watt	
Laser Type	Sealed Co2 Glass Laser Tube	
Cooling	Water Cooled	
Work Area	1600x1000mm(63.0"x39.4")	
Max Part Size (WxLxH)	Front door closed	1700x1130x250mm(66.9" x 44.5" x9.0")
	Pass-through door	1700x∞x20mm(66.9" x ∞" x0.8")
Table Size	1700x1130mm(66.9" x 44.5")	
Z Axis Height	230mm(9.1")	
Dimensions(WxDxH)	2200x1505x1040mm(86.6" x 59.3" x40.9")	
Motion Control System	High-Speed Servo Motors	
Maximum Speed	1000mm/S(39.4IPS)	
Speed and Power Control (engraving depth)	Computer or manually controlled speed and power from 0-100%. Vector color mapping sets speed and power settings using RGB color mapping.	
Operating Modes	Optimized raster, vector, and combined mode	
Resolution(DPI)	User controlled from 100 to 500DPI(standard laser head), up to 1000 DPI(HR head)	
Computer Interface	Ethernet and USB Connection	
Compatible Operating Systems	Windows XP/2000/Vista/7/8/10	
Buffer Memory	128MB Standard	
Display Panel	3" LCD panel showing current file, total working time, laser power, speed etc.	
Net Weight	370kgs(816lbs)	
Electrical Requirements	110 to 240 volts, 50 or 60 Hz, single phase	
Ventilation System	Integral exhaust fan.There is 1 output port, 5.7" (145 mm) in diameter in the rear of the case.	
Standard Features	Servo system,alarm lamp, Smart board,Red dot pointer, Auto focus, Motorized table, Pass-through Door, Air Assist, Water pump ,Exhaust fan, HoneyComb Table, 2" (50.8 mm) Focus Lens, Easily adjustable Home position, LCD Display,"No water" protection, Emergency stop, Open cover protection	
Optional Features		
High Resolution Head	Increase the resolution up to 1000DPI	
Rotary Axis	Use to engrave on round items	
Water Chiller	Improve the cooling of laser tube	



Features



Visible Red Dot Pointer
Make the laser beam "visible".



Alarm Lamp
Show the work state and tell when the job is done, more safe for you.




Servo System
1000mm/s speed for engraving photo, super smooth vector cutting quality.




Open flap protection
Laser will stop working if you open the front cover.



Emergency stop
Turn off the machine immediately when there is an accident.




Smart Board
Control the exhaust fan, air assist, and alarm lamp automatically, energy saving.




Honey comb table
Allows the laser beam to pass through the material you are cutting and reduces underside reflections.



High quality rails
Keep the engraving/cutting precise and very durable.



Auto focus
Help the user to set the focus Easier. (based on motorized table).



Motorized table
Control the table up/down from LCD panel directly.



LCD panel
Set speed, power, and more directly from the LCD panel.



Color mapping
Change the working speeds and power by using color settings.



Mirror mount
Easily re-adjusting 3D mirror mounts.



Water protection
Laser will stop working if the water cooling system is not working.



3D engraving
Engrave high quality 3D photos directly.